



# InvestLink Sample Reports

## Table of Contents

<b>Client Summary</b>	1
<b>Change in Value</b>	2
<b>Activity</b>	3
<b>Holdings</b>	4 - 5
<b>Statement</b>	6 - 14

## Samantha H. Roberts

Client Dashboard  
Nov 1, 2018 - Nov 30, 2018

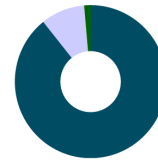
# InvestLink

### Account Allocation



Account	Allocation	Value
38248X3X (38248X3X)	29.9 %	\$14,012,570.74
Samantha H. Roberts IRA ML (6U3X)	20.4 %	\$9,572,145.35
Samantha H. Roberts IRA RBC (85X1)	18.3 %	\$8,560,821.12
Samantha H. Roberts ML (5X7X)	18.2 %	\$8,534,441.02
3547 Friendly Name Test 2 (RA735433547)	9.5 %	\$4,471,141.29
SHR RBC (2187) (65422187)	3.4 %	\$1,585,563.52
Sam Roberts City National Bank	0.3 %	\$146,398.38
<b>Total</b>		<b>\$46,883,081.42</b>

### Security Type Allocation



Security Type	Allocation	Value
Cash	1.4 %	\$645,516.00
Common Stock	89.3 %	\$41,851,017.67
US Treasury Securities	9.4 %	\$4,386,547.75
<b>Total</b>		<b>\$46,883,081.42</b>

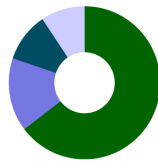
### Investment Accounts

Account Name	Value
38248X3X (38248X3X)	\$14,012,570.74
Samantha H. Roberts IRA ML (6U3X) (74676U3X)	\$9,572,145.35
Samantha H. Roberts IRA RBC (85X1) (638585X1)	\$8,560,821.12
Samantha H. Roberts ML (5X7X) (78X85X7X)	\$8,534,441.02
3547 Friendly Name Test 2 (RA735433547)	\$4,471,141.29
SHR RBC (2187) (65422187)	\$1,585,563.52
Sam Roberts City National Bank (Q41576XX2)	\$146,398.38
<b>Total</b>	<b>\$46,883,081.42</b>

### Top Ten Holdings

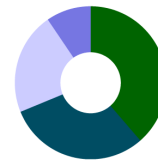
Security Name	Value
1. Apple Inc	\$4,265,843.48
2. Berkshire Hathaway Inc-CL A	\$3,912,000.00
3. Henderson European	\$3,433,706.58
4. AMG Yacktman Fund	\$3,164,387.74
5. Schwab Value Advantage Money FD Ultra Shares	\$2,727,448.12
6. Amazon.Com Inc	\$2,572,438.74
7. FPA International Value Fund	\$1,846,836.14
8. JOHCM Emerging Markets	\$1,827,044.44
9. Brandes Intl Equity	\$1,801,796.30
10. Vanguard FTSE Developed Markets	\$1,784,597.92

### GL Asset Category



GL Asset Category	Allocation	Value
Brokerage Accounts	64.6 %	\$30,305,044.68
Cash & Cash Equivalents - Brokerage	10.5 %	\$4,910,917.63
Non Taxable Bonds	9.4 %	\$4,386,547.75
Private Equity Funds	15.5 %	\$7,280,571.36
<b>Total</b>		<b>\$46,883,081.42</b>

### Custodian Allocation



Custodian	Allocation	Value
Merrill	38.6 %	\$18,106,586.37
City National Bank	30.2 %	\$14,158,969.12
RBC	21.6 %	\$10,146,384.64
JP Morgan	9.5 %	\$4,471,141.29
<b>Total</b>		<b>\$46,883,081.42</b>

Disclaimer: All trademarks, service marks and tradenames referenced herein are the property of their respective owners.

# Change in Value



## Samantha H. Roberts ML (5X7X)

### Change In Value

Account: Samantha H. Roberts ML (5X7X)  
From Oct 31, 2018 to Nov 30, 2018

# InvestLink

Security Name	Date Range	Quantity	Cost Basis	Market Value + Accrued Income	Unrealized Gain/Loss	GL Asset Category
Amazon.Com Inc	Oct 31, 2018	1,522,000	\$1,009,853.08	\$2,432,171.22	\$1,422,318.14	Brokerage Accounts
	Nov 30, 2018	1,522,000	\$1,009,853.08	\$2,572,438.74	\$1,562,585.66	
	<b>Change</b>	<b>0.0000</b>	<b>\$0.00</b>	<b>\$140,267.52</b>	<b>\$140,267.52</b>	
Berkshire Hathaway Inc-CL A	Oct 31, 2018	12,000	\$2,501,447.13	\$3,692,460.00	\$1,191,012.87	Brokerage Accounts
	Nov 30, 2018	12,000	\$2,501,447.13	\$3,912,000.00	\$1,410,552.87	
	<b>Change</b>	<b>0.0000</b>	<b>\$0.00</b>	<b>\$219,540.00</b>	<b>\$219,540.00</b>	
Discover Finl SVCS	Oct 31, 2018	7,300,000	\$498,115.70	\$508,591.00	\$10,475.30	Brokerage Accounts
	Nov 30, 2018	7,300,000	\$498,115.70	\$520,490.00	\$22,374.30	
	<b>Change</b>	<b>0.0000</b>	<b>\$0.00</b>	<b>\$11,899.00</b>	<b>\$11,899.00</b>	
Disney Walt Co	Oct 31, 2018	5,000,000	\$493,236.35	\$574,150.00	\$80,913.65	Brokerage Accounts
	Nov 30, 2018	5,000,000	\$493,236.35	\$577,450.00	\$84,213.65	
	<b>Change</b>	<b>0.0000</b>	<b>\$0.00</b>	<b>\$3,300.00</b>	<b>\$3,300.00</b>	
Express Scripts HLDG	Oct 31, 2018	14,900,000	\$993,466.13	\$1,444,853.00	\$451,386.87	Brokerage Accounts
	Nov 30, 2018					
	<b>Change</b>	<b>-14,900,000</b>	<b>-\$993,466.13</b>	<b>-\$1,444,853.00</b>	<b>-\$451,386.87</b>	
Home Depot Inc Com	Oct 31, 2018	1,700,000	\$250,302.61	\$298,996.00	\$48,693.39	Brokerage Accounts
	Nov 30, 2018	1,700,000	\$250,302.61	\$306,544.00	\$56,241.39	
	<b>Change</b>	<b>0.0000</b>	<b>\$0.00</b>	<b>\$7,548.00</b>	<b>\$7,548.00</b>	
ML BANK DEPOSIT PROGRAM	Oct 31, 2018	1,185,456,000	\$1,185,456.00	\$1,185,456.00		Cash & Cash Equivalents - Brokerage
	Nov 30, 2018	399,365,000	\$399,365.00	\$399,365.00		
	<b>Change</b>	<b>-786,091,000</b>	<b>-\$786,091.00</b>	<b>-\$786,091.00</b>		
ML BANK DEPOSIT PROGRAM	Oct 31, 2018	2,000	\$2.00	\$2.00		Cash & Cash Equivalents - Brokerage
	Nov 30, 2018	1,000	\$1.00	\$1.00		
	<b>Change</b>	<b>-1,000</b>	<b>-\$1.00</b>	<b>-\$1.00</b>		
ML BANK DEPOSIT PROGRAM	Oct 31, 2018	246,164,000	\$246,164.00	\$246,164.00		Cash & Cash Equivalents - Brokerage
	Nov 30, 2018	246,149,000	\$246,149.00	\$246,149.00		
	<b>Change</b>	<b>-15,000</b>	<b>-\$15.00</b>	<b>-\$15.00</b>		
ML Bank Deposit Program	Oct 31, 2018	1,000	\$1.00	\$1.00		Cash & Cash Equivalents - Brokerage
	Nov 30, 2018	1,000	\$1.00	\$1.00		
	<b>Change</b>	<b>0.0000</b>	<b>\$0.00</b>	<b>\$0.00</b>		
US Dollars	Oct 31, 2018	2,7300	\$2.73	\$2.73		Cash & Cash Equivalents - Brokerage
	Nov 30, 2018	2,2800	\$2.28	\$2.28		
	<b>Change</b>	<b>-0.4500</b>	<b>-\$0.45</b>	<b>-\$0.45</b>		
<b>Total</b>	Oct 31, 2018		\$7,178,046.73	\$10,382,846.95	\$3,204,800.22	
	Nov 30, 2018		\$5,398,473.15	\$8,534,441.02	\$3,135,967.87	
	<b>Change</b>		<b>-\$1,779,573.58</b>	<b>-\$1,848,405.93</b>	<b>-\$68,832.35</b>	

Disclaimer: All trademarks, service marks and tradenames referenced herein are the property of their respective owners.

Samantha H. Roberts IRA ML (6U3X)

Activity

Nov 1, 2018 - Nov 30, 2018

InvestLink

Transaction Type	Trade Date	Security Name	Amount
<b>Buy</b>			
	Nov 2, 2018	Bank Of America, Na Rasp	-15,000.00
	Nov 16, 2018	Bank Of America, Na Rasp	-10,804.00
	Nov 21, 2018	Bank Of America, Na Rasp	-1,136.44
	<b>Total</b>		<b>-\$26,940.44</b>
<b>Dividend (Of Cash)</b>			
	Nov 1, 2018	AT&T Inc	12,000.00
	Nov 1, 2018	CVS Health Corp	3,000.00
	Nov 15, 2018	Apple Inc	10,804.00
	Nov 20, 2018	Cedar Realty Trust Inc	1,136.44
	<b>Total</b>		<b>\$26,940.44</b>
<b>Interest Income</b>			
	Nov 30, 2018	Ba Ca, N.A. Rasp	151.51
	Nov 30, 2018	Bank Of America, Na Rasp	488.58
	<b>Total</b>		<b>\$640.09</b>
<b>Reinvestment</b>			
	Nov 30, 2018	Ba Ca, N.A. Rasp	-151.51
	Nov 30, 2018	Bank Of America, Na Rasp	-488.58
	<b>Total</b>		<b>-\$640.09</b>

Disclaimer: All trademarks, service marks and tradenames referenced herein are the property of their respective owners.

Samantha H. Roberts

Holdings  
As Of Nov 30, 2018

**InvestLink**  
Amount 46,970,913

Account Name/Number	Security Name	Symbol	Quantity	Price	Cost	Market Value + Accrued Income	Unrealized Gain Loss	GL Asset Category
<b>38248X3X / 38248X3X</b>								
	AMG Yacktman Fund	YACKX	128,268.6560	24.670	2,822,272.26	3,164,387.74	242,115.48	Brokerage Accounts
	Brandes Intl Equity	BIEX	108,346.1400	16.630	2,034,581.46	1,801,796.30	-232,785.16	Brokerage Accounts
	FPA International Value Fund	FPIVX	127,897.2400	14.440	2,000,456.00	1,846,836.14	-153,619.86	Brokerage Accounts
	Henderson European	HFEIX	125,915.1660	27.270	4,361,719.58	3,433,706.58	-928,013.00	Brokerage Accounts
	JOHCM Emerging Markets	JOEMX	167,311.7620	10.920	2,000,456.00	1,827,044.44	-173,411.56	Brokerage Accounts
	Vanguard FTSE Developed Markets	VEA	44,895.5452	39.750	2,034,611.08	1,784,597.92	-250,013.16	Brokerage Accounts
	Schwab Bank Sweep Feature	999999	0.0000	0.000	0.00	0.00	0.00	Cash & Cash Equivalents - Brokerage
	Schwab Treasury Obligations Money Fund - Investor Shares	SNOXX	154,201.6200	1.000	154,201.62	154,201.62	0.00	Cash & Cash Equivalents - Brokerage
	<b>Total</b>				<b>\$15,508,298.00</b>	<b>\$14,012,570.74</b>	<b>-\$1,495,727.26</b>	
<b>JP Morgan (3547) / RA73543547</b>								
	Bank Deposit Program	BDPS	84,593.5400	1.000	84,593.54	84,593.54	0.00	Cash & Cash Equivalents - Brokerage
	US Dollars	CASH	0.0000	0.000	0.00	0.00	0.00	Cash & Cash Equivalents - Brokerage
	Arlington CNTY Be 5.00 % Due Aug 15, 2023		200.0000	1,126.220	243,068.00	228,160.67	-14,907.33	Non Taxable Bonds
	Auburn Univ AL Be 5.00 % Due Jun 1, 2021		100.0000	1,072.300	113,886.00	109,716.11	-4,169.89	Non Taxable Bonds
	Chesterfield C Be 5.00 % Due Nov 1, 2023		125.0000	1,130.350	150,338.75	141,797.22	-8,541.53	Non Taxable Bonds
	Fairfax CNTY V Be 5.00 % Due Apr 1, 2020		100.0000	1,041.150	111,407.00	104,934.44	-6,472.56	Non Taxable Bonds
	Fairfax CNTY V Be 5.00 % Due Jul 15, 2022		100.0000	1,102.510	117,174.00	112,126.00	-5,048.00	Non Taxable Bonds
	Fairfax CNTY V Be 5.00 % Due Oct 1, 2024		100.0000	1,152.080	117,595.00	116,027.44	-1,567.56	Non Taxable Bonds
	Hawaii CNTY Ha Be 5.00 % Due Sep 1, 2024		100.0000	1,144.650	118,803.00	115,701.11	-3,101.89	Non Taxable Bonds
	Henrico CNTY V Be 4.00 % Due Aug 1, 2022		175.0000	1,067.450	196,575.75	189,117.64	-7,458.11	Non Taxable Bonds
	Knoxville Tenn Be 5.00 % Due Jul 1, 2020		100.0000	1,047.230	111,339.00	106,792.44	-4,546.56	Non Taxable Bonds
	Lancaster CNTY Be 5.00 % Due Mar 1, 2024		75.0000	1,135.220	88,756.50	86,068.58	-2,687.92	Non Taxable Bonds
	Loudoun CNTY V Be 5.00 % Due Dec 1, 2021		225.0000	1,086.350	262,561.50	250,022.50	-12,539.00	Non Taxable Bonds
	Lynchburg VA Be 5.00 % Due Jun 1, 2025		125.0000	1,137.760	142,553.75	145,327.64	2,773.89	Non Taxable Bonds
	Michigan ST Trunk Line FD Rev Ref BDS 5.5% 11/01/21 5.50 %		100.0000	1,096.470	117,279.00	110,090.06	-7,188.94	Non Taxable Bonds
	New Jersey Hea Be 5.00 % Due Jul 1, 2022		100.0000	1,093.950	115,162.00	111,464.44	-3,697.56	Non Taxable Bonds
	Ohio ST Higher Be 4.00 % Due Nov 1, 2019		125.0000	1,018.540	133,386.25	127,720.28	-5,665.97	Non Taxable Bonds
	Orange CNTY FL Be 5.00 % Due Oct 1, 2020		225.0000	1,054.210	252,969.75	239,041.00	-13,928.75	Non Taxable Bonds
	Phoenix Ariz C Be 5.00 % Due Jul 1, 2025		100.0000	1,163.580	119,392.00	118,427.44	-964.56	Non Taxable Bonds
	Portland Ore S Be 5.00 % Due Jun 15, 2023		100.0000	1,121.620	117,849.00	114,453.67	-3,395.33	Non Taxable Bonds
	Roanoke VA Be 5.00 % Due Apr 1, 2019		100.0000	1,010.320	107,861.00	101,851.44	-6,009.56	Non Taxable Bonds
	Spotsylvania C Be 5.00 % Due Jan 15, 2022		200.0000	1,089.810	233,754.00	221,712.00	-12,042.00	Non Taxable Bonds
	State Of Calif Be 5.00 % Due Aug 1, 2022		100.0000	1,105.480	115,948.00	112,200.78	-3,747.22	Non Taxable Bonds
	Truckee Meadow Be 5.00 % Due Jul 1, 2021		100.0000	1,072.900	113,957.00	109,359.44	-4,597.56	Non Taxable Bonds
	Virginia Beach Be 5.00 % Due Mar 1, 2025		225.0000	1,159.690	262,955.25	263,711.50	756.25	Non Taxable Bonds
	Virginia Colle Be 5.00 % Due Sep 1, 2021		175.0000	1,079.040	201,537.00	190,995.19	-10,541.81	Non Taxable Bonds
	Virginia Conval Be 5.00 % Due May 15, 2024		100.0000	1,142.410	118,435.00	114,449.33	-3,985.67	Non Taxable Bonds
	Virginia ST Pu Be 5.00 % Due Mar 1, 2026		100.0000	1,174.830	121,335.00	118,719.11	-2,615.89	Non Taxable Bonds
	Virginia ST Re Be 5.00 % Due Nov 1, 2019		175.0000	1,027.680	191,402.75	180,548.86	-10,853.89	Non Taxable Bonds
	Virginia ST Re Be 5.00 % Due Nov 1, 2021		100.0000	1,084.490	114,726.00	108,851.78	-5,874.22	Non Taxable Bonds
	Virginia ST Re Be 5.00 % Due Nov 1, 2024		100.0000	1,150.710	120,993.00	115,473.78	-5,519.22	Non Taxable Bonds
	Wake CNTY N C Be 5.00 % Due Apr 1, 2023		125.0000	1,120.590	147,838.75	141,098.06	-6,740.69	Non Taxable Bonds
	Washington ST Be 5.00 % Due Oct 1, 2020		125.0000	1,052.730	139,398.75	132,615.56	-6,783.19	Non Taxable Bonds
	Allegheny CNTY Be 5.00 % Due May 15, 2018		0.0000	0.000	0.00	0.00	0.00	Unknown
	Blackrock Municipals		0.0000	0.000	0.00	0.00	0.00	Unknown
	Chesapeake VA Be 5.00 % Due Aug 1, 2018		0.0000	0.000	0.00	0.00	0.00	Unknown
	VA Clge BLDG-A Be 5.00 % Due Feb 1, 2018		0.0000	0.000	0.00	0.00	0.00	Unknown
	<b>Total</b>				<b>\$4,704,831.29</b>	<b>\$4,523,169.07</b>	<b>-\$181,662.22</b>	
<b>Q41576XX2 / Q41576XX2</b>								
	US Dollars	CASH	146,398.3800	1.000	146,398.38	146,398.38	0.00	Cash & Cash Equivalents - Brokerage
	<b>Total</b>				<b>\$146,398.38</b>	<b>\$146,398.38</b>	<b>\$0.00</b>	
<b>Samantha H. Roberts ML (5X7X) / 78X85X7X</b>								
	Amazon.Com Inc	AMZN	1,522.0000	1,690.170	1,009,853.08	2,572,438.74	1,562,585.66	Brokerage Accounts
	Berkshire Hathaway Inc-CL A	BRKA	12.0000	326,000.000	2,501,447.13	3,912,000.00	1,410,552.87	Brokerage Accounts
	Discover Finl SVCS	DFS	7,300.0000	71.300	498,115.70	523,410.00	25,294.30	Brokerage Accounts
	Disney Walt Co	DIS	5,000.0000	115.490	493,236.35	577,450.00	84,213.65	Brokerage Accounts
	Express Scripts HLDG	ESRX	0.0000	0.000	0.00	0.00	0.00	Brokerage Accounts
	Home Depot Inc Com	HD	1,700.0000	180.320	250,302.61	308,295.00	57,992.39	Brokerage Accounts
	ML BANK DEPOSIT PROGRAM		399,365.0000	1.000	399,365.00	399,365.00	0.00	Cash & Cash Equivalents - Brokerage

Disclaimer: All trademarks, service marks and tradenames referenced herein are the property of their respective owners.

Samantha H. Roberts

Holdings  
As Of Nov 30, 2018

InvestLink

Amount 46,970,913

Account Name/Number	Security Name	Symbol	Quantity	Price	Cost	Market Value + Accrued Income	Unrealized Gain Loss	GL Asset Category
	ML BANK DEPOSIT PROGRAM		1.0000	1.000	1.00	1.00	0.00	Cash & Cash Equivalents - Brokerage
	ML BANK DEPOSIT PROGRAM		246,149.0000	1.000	246,149.00	246,149.00	0.00	Cash & Cash Equivalents - Brokerage
	ML Bank Deposit Program		1.0000	1.000	1.00	1.00	0.00	Cash & Cash Equivalents - Brokerage
	US Dollars	CASH	2.2800	1.000	2.28	2.28	0.00	Cash & Cash Equivalents - Brokerage
<b>Total</b>					<b>\$5,398,473.15</b>	<b>\$8,539,112.02</b>	<b>\$3,140,638.87</b>	
<b>SHR IRA ML (6U3X) / 74676U3X</b>								
	Discover Finl SVCS	DFS	8,800.0000	71.300	497,557.35	630,960.00	133,402.65	Brokerage Accounts
	Home Depot Inc Com	HD	3,400.0000	180.320	501,130.89	616,590.00	115,459.11	Brokerage Accounts
	Ba Ca, N.A. Rasp	IIAYY	246,776.3200	1.000	246,776.32	246,776.32	0.00	Cash & Cash Equivalents - Brokerage
	Bank Of America, Na Rasp	IIAXX	804,269.6700	1.000	804,269.67	804,269.67	0.00	Cash & Cash Equivalents - Brokerage
	US Dollars	CASH	0.0000	0.000	0.00	0.00	0.00	Cash & Cash Equivalents - Brokerage
	Apple Inc	AAPL	14,800.0000	178.580	1,318,455.25	2,642,984.00	1,324,528.75	Private Equity Funds
	AT&T Inc	T	24,000.0000	31.240	994,805.35	749,760.00	-245,045.35	Private Equity Funds
	BlackRock TCP Capital	TCPC	32,000.0000	14.370	481,120.57	459,840.00	-21,280.57	Private Equity Funds
	Cedar Realty Trust Inc	CDRPRB	2,508.0000	23.170	54,991.10	58,110.36	3,119.26	Private Equity Funds
	CVS Health Corp	CVS	6,000.0000	80.200	487,985.35	481,200.00	-6,785.35	Private Equity Funds
	Hanesbrands Inc	HBI	24,000.0000	15.910	496,805.35	385,440.00	-111,365.35	Private Equity Funds
	Packaging Corp Of America	PKG	2,400.0000	97.820	250,301.35	234,768.00	-15,533.35	Private Equity Funds
	Target Corp Com	TGT	9,100.0000	70.960	632,502.38	651,560.00	19,057.62	Private Equity Funds
	United Parcel SVC	UPS	9,700.0000	115.290	1,010,886.30	1,127,140.00	116,253.70	Private Equity Funds
	Walgreens Boots	WBA	6,000.0000	84.670	513,545.35	510,660.00	-2,885.35	Private Equity Funds
<b>Total</b>					<b>\$8,291,132.58</b>	<b>\$9,600,058.35</b>	<b>\$1,308,925.77</b>	
<b>SHR IRA RBC (85X1) / 638585X1</b>								
	Apple Inc	AAPL	9,087.5769	178.580	1,174,043.35	1,622,859.48	448,816.13	Brokerage Accounts
	AT&T Inc	T	20,675.2381	31.240	757,205.15	645,894.44	-111,310.71	Brokerage Accounts
	CVS Health Corp	CVS	5,957.1144	80.200	392,155.70	477,760.57	85,604.87	Brokerage Accounts
	Disney Walt Co	DIS	2,551.7482	115.490	252,097.72	294,701.40	42,603.68	Brokerage Accounts
	Goldman Sachs Group Company Depository Shares	GSID	13,289.4739	19.400	278,034.85	257,815.79	-20,219.06	Brokerage Accounts
	Hanesbrands Inc	HBI	11,126.5208	15.910	254,803.82	178,691.93	-76,111.89	Brokerage Accounts
	Homestead Small Company Stock Fund	HSCSX	24,082.0860	37.320	906,813.35	898,743.45	-8,069.90	Brokerage Accounts
	Packaging Corp Of America	PKG	2,133.2099	97.820	250,504.36	208,670.59	-41,833.77	Brokerage Accounts
	PowerShares Financial Preferred Portfolio	PGF	21,224.7706	17.470	406,446.69	370,796.74	-35,649.95	Brokerage Accounts
	Schwab Charles Corp	SCHW	12,920.6979	44.800	509,974.08	578,847.27	68,873.19	Brokerage Accounts
	Walgreens Boots	WBA	3,525.1851	84.670	254,273.42	300,028.50	45,755.08	Brokerage Accounts
	Schwab Bank Sweep Feature	999999	1,782.9000	1.000	1,782.90	1,782.90	0.00	Cash & Cash Equivalents - Brokerage
	Schwab Value Advantage Money FD Ultra Shares	SNAXX	2,727,448.1200	1.000	2,727,448.12	2,727,448.12	0.00	Cash & Cash Equivalents - Brokerage
	US Dollars	CASH	0.0000	0.000	0.00	0.00	0.00	Cash & Cash Equivalents - Brokerage
<b>Total</b>					<b>\$8,165,583.51</b>	<b>\$8,564,041.18</b>	<b>\$398,457.67</b>	
<b>SHR RBC (2187) / 65422187</b>								
	Alphabet Inc Cap STK	GOOG	300.0000	1,094.430	249,605.95	328,329.00	78,723.05	Brokerage Accounts
	Madison Square	MSG	4,286.0000	270.020	849,014.23	1,157,305.72	308,291.49	Brokerage Accounts
	Schwab Bank Sweep Feature	999999	0.0000	0.000	0.00	0.00	0.00	Cash & Cash Equivalents - Brokerage
	Schwab Value Advantage Money Fund Investor Class	SWVXX	99,928.8000	1.000	99,928.80	99,928.80	0.00	Cash & Cash Equivalents - Brokerage
<b>Total</b>					<b>\$1,198,548.98</b>	<b>\$1,585,563.52</b>	<b>\$387,014.54</b>	
					<b>43,413,265.89</b>	<b>46,970,913.26</b>	<b>3,557,647.37</b>	

Disclaimer: All trademarks, service marks and tradenames referenced herein are the property of their respective owners.

## SHR IRA ML (6U3X)

### Account Statement

Account: Samantha H. Roberts IRA ML (6U3X) - Merrill  
 Nov 1, 2018 to Nov 30, 2018

#### Cash Activity

<b>Cash In</b>	
Proceeds from Sale of Securities	-
Income	\$ 27,580.53
Additions	-
<b>Total Cash In</b>	<b>\$ 27,580.53</b>

<b>Cash Out</b>	
Purchases of Securities	\$ 26,940.44
Fees	-
Withdrawals	-
<b>Total Cash Out</b>	<b>\$ 26,940.44</b>

#### Investment Activity

<b>Beginning Market Value</b>	<b>\$ 10,058,009.10</b>
Net Cash Flow	-
Fees	-
Income	\$ 27,580.53
Market Change	(\$ 513,444.28)
<b>Ending Market Value</b>	<b>\$ 9,572,145.35</b>

#### Investment Income



Interest Income - Taxable - Samantha H. Roberts IRA ML (6U3X)	\$ 640.09
Dividend Income - Taxable - Samantha H. Roberts IRA ML (6U3X)	\$ 26,940.44
<b>Total Income</b>	<b>\$ 27,580.53</b>

#### Security Type Allocation



Common Stock	\$ 9,572,145.35
<b>Total</b>	<b>\$ 9,572,145.35</b>

#### Realized Gains/Losses

Total Realized Gain/Loss

#### Top Ten Holdings

Security Name	Market Value
1. Apple Inc	\$ 2,642,984.00
2. United Parcel SVC	\$ 1,118,313.00
3. Bank Of America, Na Rasp	\$ 804,269.67
4. AT&T Inc	\$ 749,760.00
5. Target Corp Com	\$ 645,736.00
6. Discover Finl SVCS	\$ 627,440.00
7. Home Depot Inc Com	\$ 613,088.00
8. Walgreens Boots	\$ 508,020.00
9. CVS Health Corp	\$ 481,200.00
10. BlackRock TCP Capital	\$ 459,840.00

Balances may differ from custodial statement



## SHR IRA ML (6U3X)

### Change in Value

Account: Samantha H. Roberts IRA ML (6U3X) - Merrill

Nov 1, 2018 to Nov 30, 2018

#### Change Summary

Date Range	Cost Basis	Market Value	Accrued Income	Unrealized Gain/Loss
Nov 01, 2018	\$ 8,263,552.05	\$ 10,058,009.10	\$ 15,000.00	\$ 1,794,457.05
Nov 30, 2018	\$ 8,291,132.58	\$ 9,572,145.35	\$ 27,913.00	\$ 1,281,012.77
<b>Change</b>	<b>\$ 27,580.53</b>	<b>-\$ 485,863.75</b>	<b>\$ 12,913.00</b>	<b>(\$ 513,444.28)</b>

#### Change Detail

Security Name	Date Range	Quantity	Cost Basis	Market Value	Accrued Income	Unrealized Gain/Loss
<b>Common Stock</b>	<b>Change</b>		<b>\$ 27,580.53</b>	<b>(\$ 485,863.75)</b>	<b>\$ 12,913.00</b>	<b>(\$ 513,444.28)</b>
Apple Inc	Nov 01, 2018	\$ 14,800.00	\$ 1,318,455.25	\$ 3,239,128.00	-	\$ 1,920,672.75
	Nov 30, 2018	\$ 14,800.00	\$ 1,318,455.25	\$ 2,642,984.00	-	\$ 1,324,528.75
	<b>Change</b>	<b>-</b>	<b>-</b>	<b>(\$ 596,144.00)</b>	<b>-</b>	<b>(\$ 596,144.00)</b>
AT&T Inc	Nov 01, 2018	\$ 24,000.00	\$ 994,805.35	\$ 736,320.00	\$ 12,000.00	(\$ 258,485.35)
	Nov 30, 2018	\$ 24,000.00	\$ 994,805.35	\$ 749,760.00	-	(\$ 245,045.35)
	<b>Change</b>	<b>-</b>	<b>-</b>	<b>\$ 13,440.00</b>	<b>(\$ 12,000.00)</b>	<b>\$ 13,440.00</b>
Ba Ca, N.A. Rasp	Nov 01, 2018	\$ 246,624.81	\$ 246,624.81	\$ 246,624.81	-	-
	Nov 30, 2018	\$ 246,776.32	\$ 246,776.32	\$ 246,776.32	-	-
	<b>Change</b>	<b>\$ 151.51</b>	<b>\$ 151.51</b>	<b>\$ 151.51</b>	<b>-</b>	<b>-</b>
Bank Of America, Na Rasp	Nov 01, 2018	\$ 776,840.65	\$ 776,840.65	\$ 776,840.65	-	-
	Nov 30, 2018	\$ 804,269.67	\$ 804,269.67	\$ 804,269.67	-	-
	<b>Change</b>	<b>\$ 27,429.02</b>	<b>\$ 27,429.02</b>	<b>\$ 27,429.02</b>	<b>-</b>	<b>-</b>
BlackRock TCP Capital	Nov 01, 2018	\$ 32,000.00	\$ 481,120.57	\$ 448,000.00	-	(\$ 33,120.57)
	Nov 30, 2018	\$ 32,000.00	\$ 481,120.57	\$ 459,840.00	-	(\$ 21,280.57)
	<b>Change</b>	<b>-</b>	<b>-</b>	<b>\$ 11,840.00</b>	<b>-</b>	<b>\$ 11,840.00</b>

Balances may differ from custodial statement

Page 9

## SHR IRA ML (6U3X)

## Change in Value

Account: Samantha H. Roberts IRA ML (6U3X) - Merrill

Nov 1, 2018 to Nov 30, 2018

## Change Detail

Security Name	Date Range	Quantity	Cost Basis	Market Value	Accrued Income	Unrealized Gain/Loss
<b>Common Stock</b>	<b>Change</b>		<b>\$ 27,580.53</b>	<b>(\$ 485,863.75)</b>	<b>\$ 12,913.00</b>	<b>(\$ 513,444.28)</b>
Cedar Realty Trust Inc	Nov 01, 2018	\$ 2,508.00	\$ 54,991.10	\$ 60,392.64	-	\$ 5,401.54
	Nov 30, 2018	\$ 2,508.00	\$ 54,991.10	\$ 58,110.36	-	\$ 3,119.26
	<b>Change</b>	-	-	<b>(\$ 2,282.28)</b>	-	<b>(\$ 2,282.28)</b>
CVS Health Corp	Nov 01, 2018	\$ 6,000.00	\$ 487,985.35	\$ 434,340.00	\$ 3,000.00	(\$ 53,645.35)
	Nov 30, 2018	\$ 6,000.00	\$ 487,985.35	\$ 481,200.00	-	(\$ 6,785.35)
	<b>Change</b>	-	-	<b>\$ 46,860.00</b>	<b>(\$ 3,000.00)</b>	<b>\$ 46,860.00</b>
Discover Finl SVCS	Nov 01, 2018	\$ 8,800.00	\$ 497,557.35	\$ 613,096.00	-	\$ 115,538.65
	Nov 30, 2018	\$ 8,800.00	\$ 497,557.35	\$ 627,440.00	\$ 3,520.00	\$ 129,882.65
	<b>Change</b>	-	-	<b>\$ 14,344.00</b>	<b>\$ 3,520.00</b>	<b>\$ 14,344.00</b>
Hanesbrands Inc	Nov 01, 2018	\$ 24,000.00	\$ 496,805.35	\$ 411,840.00	-	(\$ 84,965.35)
	Nov 30, 2018	\$ 24,000.00	\$ 496,805.35	\$ 381,840.00	\$ 3,600.00	(\$ 114,965.35)
	<b>Change</b>	-	-	<b>(\$ 30,000.00)</b>	<b>\$ 3,600.00</b>	<b>(\$ 30,000.00)</b>
Home Depot Inc Com	Nov 01, 2018	\$ 3,400.00	\$ 501,130.89	\$ 597,992.00	-	\$ 96,861.11
	Nov 30, 2018	\$ 3,400.00	\$ 501,130.89	\$ 613,088.00	\$ 3,502.00	\$ 111,957.11
	<b>Change</b>	-	-	<b>\$ 15,096.00</b>	<b>\$ 3,502.00</b>	<b>\$ 15,096.00</b>
Packaging Corp Of America	Nov 01, 2018	\$ 2,400.00	\$ 250,301.35	\$ 220,344.00	-	(\$ 29,957.35)
	Nov 30, 2018	\$ 2,400.00	\$ 250,301.35	\$ 234,768.00	-	(\$ 15,533.35)
	<b>Change</b>	-	-	<b>\$ 14,424.00</b>	-	<b>\$ 14,424.00</b>
Target Corp Com	Nov 01, 2018	\$ 9,100.00	\$ 632,502.38	\$ 761,033.00	-	\$ 128,530.62
	Nov 30, 2018	\$ 9,100.00	\$ 632,502.38	\$ 645,736.00	\$ 5,824.00	\$ 13,233.62
	<b>Change</b>	-	-	<b>(\$ 115,297.00)</b>	<b>\$ 5,824.00</b>	<b>(\$ 115,297.00)</b>

Balances may differ from custodial statement

Page 9

## SHR IRA ML (6U3X)

### Change in Value

Account: Samantha H. Roberts IRA ML (6U3X) - Merrill  
 Nov 1, 2018 to Nov 30, 2018

#### Change Detail

Security Name	Date Range	Quantity	Cost Basis	Market Value	Accrued Income	Unrealized Gain/Loss
<b>Common Stock</b>	<b>Change</b>		<b>\$ 27,580.53</b>	<b>(\$ 485,863.75)</b>	<b>\$ 12,913.00</b>	<b>(\$ 513,444.28)</b>
United Parcel SVC	Nov 01, 2018	\$ 9,700.00	\$ 1,010,886.30	\$ 1,033,438.00	-	\$ 22,551.70
	Nov 30, 2018	\$ 9,700.00	\$ 1,010,886.30	\$ 1,118,313.00	\$ 8,827.00	\$ 107,426.70
	<b>Change</b>	-	-	<b>\$ 84,875.00</b>	<b>\$ 8,827.00</b>	<b>\$ 84,875.00</b>
Walgreens Boots	Nov 01, 2018	\$ 6,000.00	\$ 513,545.35	\$ 478,620.00	-	(\$ 34,925.35)
	Nov 30, 2018	\$ 6,000.00	\$ 513,545.35	\$ 508,020.00	\$ 2,640.00	(\$ 5,525.35)
	<b>Change</b>	-	-	<b>\$ 29,400.00</b>	<b>\$ 2,640.00</b>	<b>\$ 29,400.00</b>
<b>Total</b>	Nov 01, 2018		\$ 8,263,552.05	\$ 10,058,009.10	\$ 15,000.00	\$ 1,794,457.05
	Nov 30, 2018		\$ 8,291,132.58	\$ 9,572,145.35	\$ 27,913.00	\$ 1,281,012.77
	<b>Change</b>		<b>\$ 27,580.53</b>	<b>-\$ 485,863.75</b>	<b>\$ 12,913.00</b>	<b>-\$ 513,444.28</b>

Balances may differ from custodial statement

## SHR IRA ML (6U3X)

### Income

Account: Samantha H. Roberts IRA ML (6U3X) - Merrill  
 Nov 1, 2018 to Nov 30, 2018

#### Income Summary

Interest Income - Taxable - Samantha H. Roberts IRA ML (6U3X)	\$ 640.09
Dividend Income - Taxable - Samantha H. Roberts IRA ML (6U3X)	\$ 26,940.44

#### Income Detail

Security Name	Transaction Description	Date	Paid	Received	Net Income
<b>Interest Income - Taxable - Samantha H. Roberts IRA ML (6U3X)</b>					
Ba Ca, N.A. Rasp	Interest Income - Taxable \$151.51 paid to Cash; SecurityName=Ba Ca, N.A. Rasp;TransactionName=Interest Income - #69805554	Nov 30, 2018		\$ 151.51	\$ 151.51
Bank Of America, Na Rasp	Interest Income - Taxable \$488.58 paid to Cash; SecurityName=Bank Of America, Na Rasp;TransactionName=Interest Income - #69805547	Nov 30, 2018		\$ 488.58	\$ 488.58
<b>Total Interest Income - Taxable - Samantha H. Roberts IRA ML (6U3X)</b>					<b>\$ 640.09</b>
<b>Dividend Income - Taxable - Samantha H. Roberts IRA ML (6U3X)</b>					
Apple Inc	Dividend Income - Taxable \$10,804.00 paid to Cash; SecurityName=Apple Inc;TransactionName=Dividend (Of Cash) - #69805552	Nov 15, 2018		\$ 10,804.00	\$ 10,804.00

Balances may differ from custodial statement

Page 9

## SHR IRA ML (6U3X)

### Income

Account: Samantha H. Roberts IRA ML (6U3X) - Merrill  
 Nov 1, 2018 to Nov 30, 2018

#### Income Detail

Security Name	Transaction Description	Date	Paid	Received	Net Income
<b>Dividend Income - Taxable - Samantha H. Roberts IRA ML (6U3X)</b>					
AT&T Inc	Dividend Income - Taxable \$12,000.00 paid to Cash; SecurityName=AT&T Inc;TransactionName=Divid end (Of Cash) - #69805556	Nov 01, 2018		\$ 12,000.00	\$ 12,000.00
Cedar Realty Trust Inc	Dividend Income - Taxable \$1,136.44 paid to Cash; SecurityName=Cedar Realty Trust Inc;TransactionName=Divid end (Of Cash) - #69805551	Nov 20, 2018		\$ 1,136.44	\$ 1,136.44
CVS Health Corp	Dividend Income - Taxable \$3,000.00 paid to Cash; SecurityName=CVS Health Corp;TransactionName=Divi dend (Of Cash) - #69805555	Nov 01, 2018		\$ 3,000.00	\$ 3,000.00
<b>Total Dividend Income - Taxable - Samantha H. Roberts IRA ML (6U3X)</b>					<b>\$ 26,940.44</b>

Balances may differ from custodial statement

Page 9

## SHR IRA ML (6U3X)

### Additions & Withdrawals

Account: Samantha H. Roberts IRA ML (6U3X) - Merrill  
Nov 1, 2018 to Nov 30, 2018

There were no Additions or Withdrawals for this period.

*Balances may differ from custodial statement*

Page 9

## SHR IRA ML (6U3X)

### Fees

Account: Samantha H. Roberts IRA ML (6U3X) - Merrill  
Nov 1, 2018 to Nov 30, 2018

There were no Fees for this period.

*Balances may differ from custodial statement*

Page 9

## SHR IRA ML (6U3X)

### Gains & Losses

Account: Samantha H. Roberts IRA ML (6U3X) - Merrill  
Nov 1, 2018 to Nov 30, 2018

There were no Realized Gains or Losses for this period.

*Balances may differ from custodial statement*

Page 9